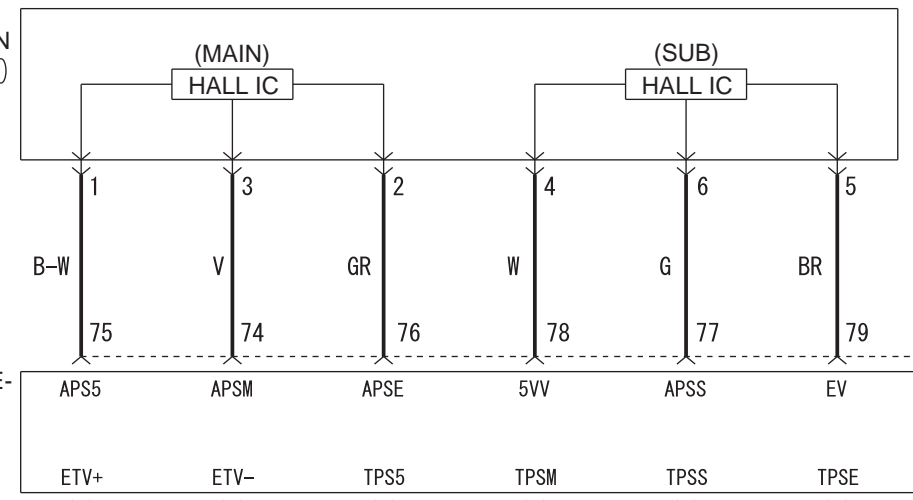


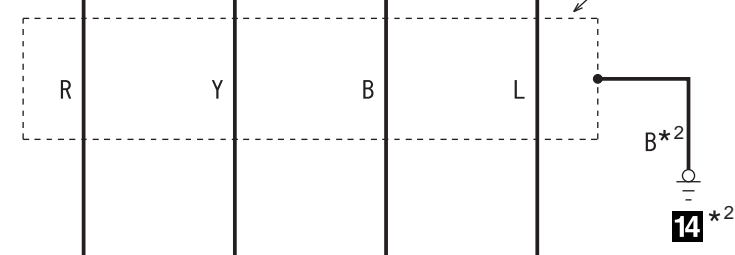
ACCELERATOR PEDAL POSITION SENSOR (C-21)



ENGINE-ECU

NOTE
*1: 4B1
*2: 6B3

W*1 <F>W*2
BR*1 <F>BR*2

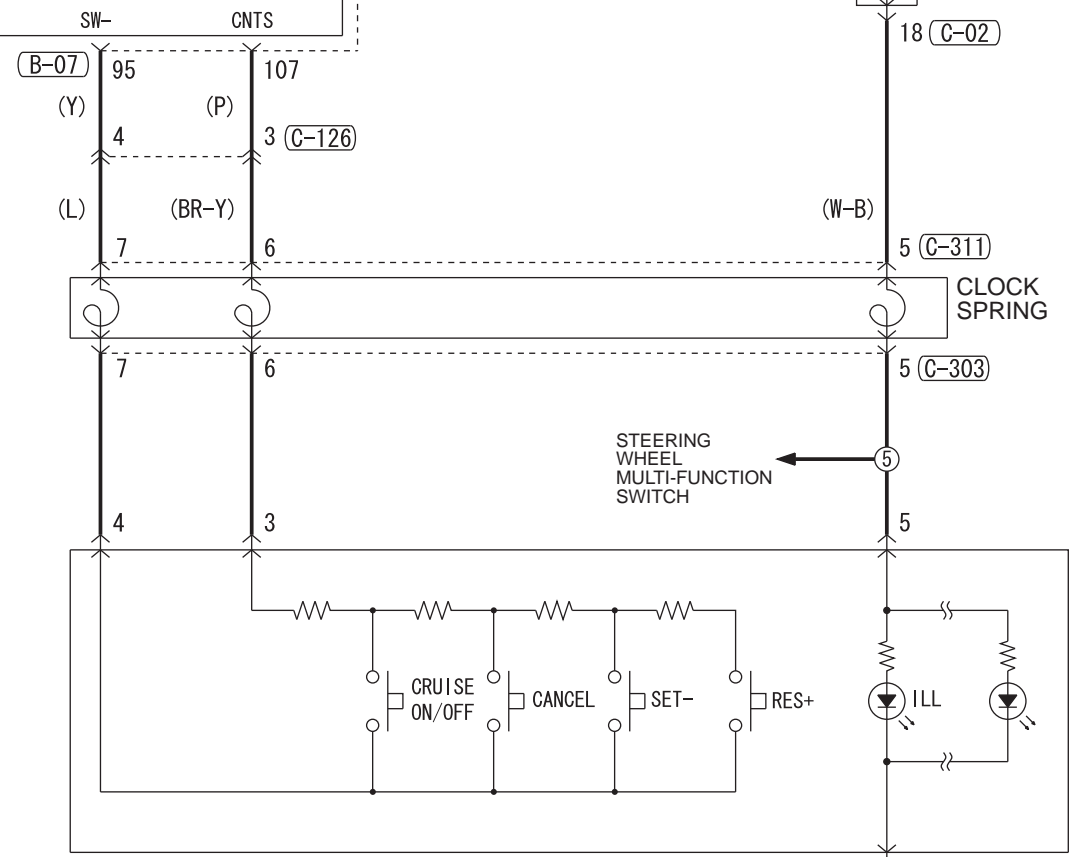


ELECTRONIC-CONTROLLED THROTTLE VALVE (B-08)

THROTTLE VALVE CONTROL SERVO

HALL IC (MAIN)
THROTTLE POSITION SENSOR

HALL IC (SUB)



COMBINATION METER (ILL+)

(W-B) 18 (C-03)

J/C(1) 18 (C-02)

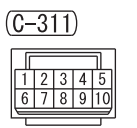
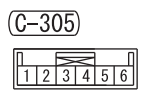

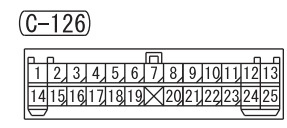
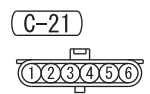
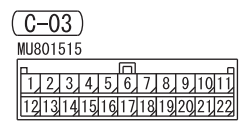
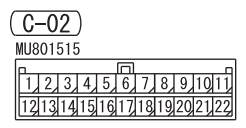

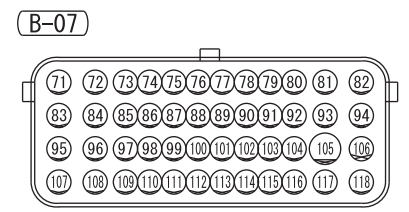
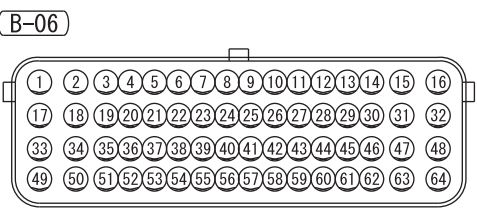
(W-B) 5 (C-311)

CLOCK SPRING

5 (C-303)

STEERING WHEEL MULTI-FUNCTION SWITCH

CRUISE CONTROL SWITCH (C-305)



Wire colour code
 B : Black LG : Light green G : Green L : Blue W : White Y : Yellow SB : Sky blue
 BR : Brown O : Orange GR : Grey R : Red P : Pink V : Violet PU : Purple SI : Silver