
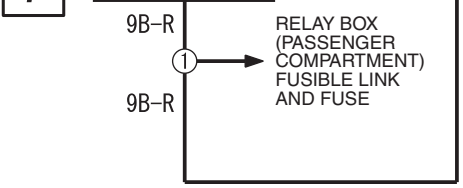
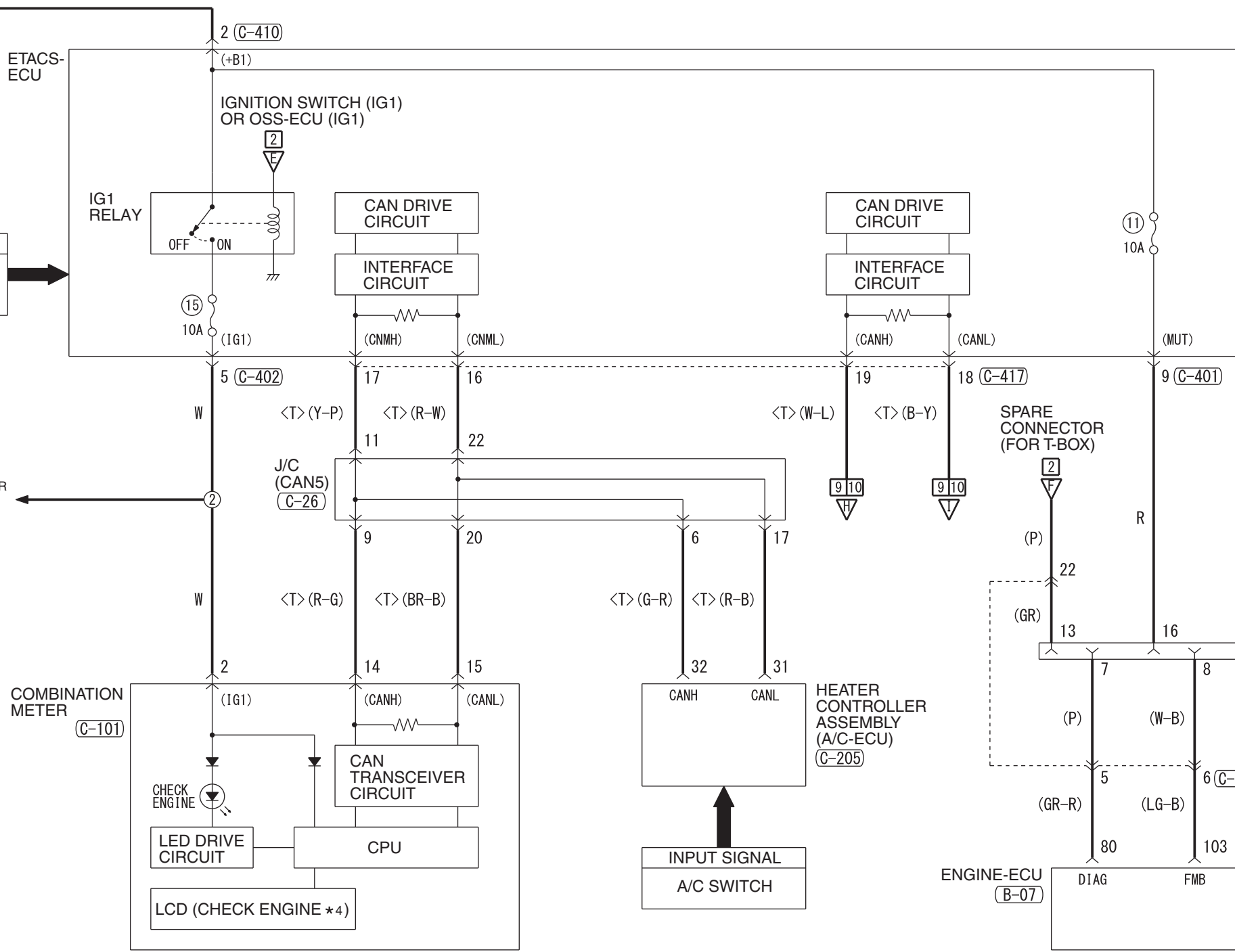


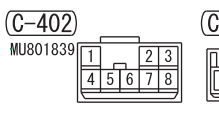
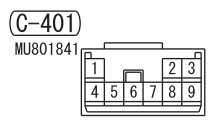
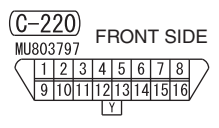
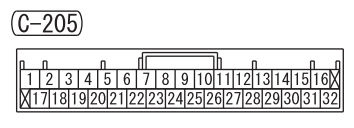
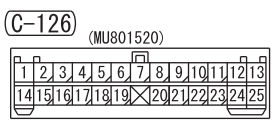
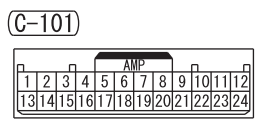
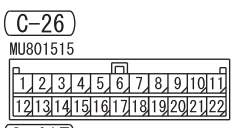
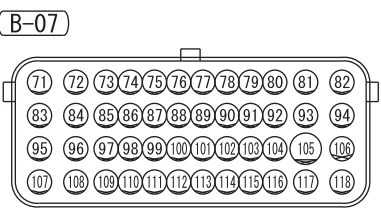
FUSIBLE LINK ②



- ABS-ECU
- ACS-ECU
- COLUMN SWITCH
- CORNER SENSOR/BACK SENSOR-ECU
- CVT-ECU
- EPS-ECU
- HAZARD INDICATOR ASSEMBLY
- HEATED SEAT RELAY
- HEATER CONTROLLER ASSEMBLY (A/C-ECU)
- KOS-ECU
- PRIMARY PULLEY
- SPEED SENSOR
- SECONDARY PULLEY
- SPEED SENSOR
- SELECTOR LEVER ASSEMBLY
- SONAR SWITCH
- STEERING WHEEL SENSOR
- SUNROOF MOTOR ASSEMBLY
- TURBINE SPEED SENSOR



NOTE
 *4 : VEHICLES WITH HIGH CONTRAST METER
 *5 : LHD
 *6 : RHD



Wire colour code
 B : Black LG : Light green G : Green L : Blue W : White Y : Yellow SB : Sky blue BR : Brown
 O : Orange GR : Grey R : Red P : Pink V : Violet PU : Purple SI : Silver BE : Beige