

IGNITION SWITCH (IG1) OR OSS-ECU (IG1)

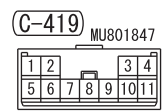
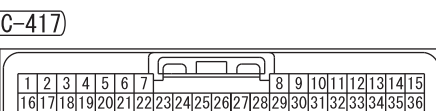
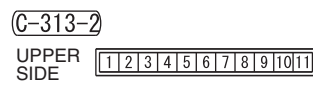
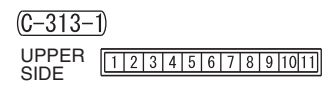

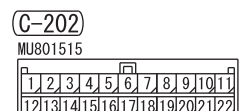
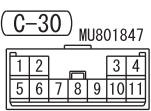
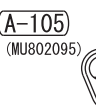
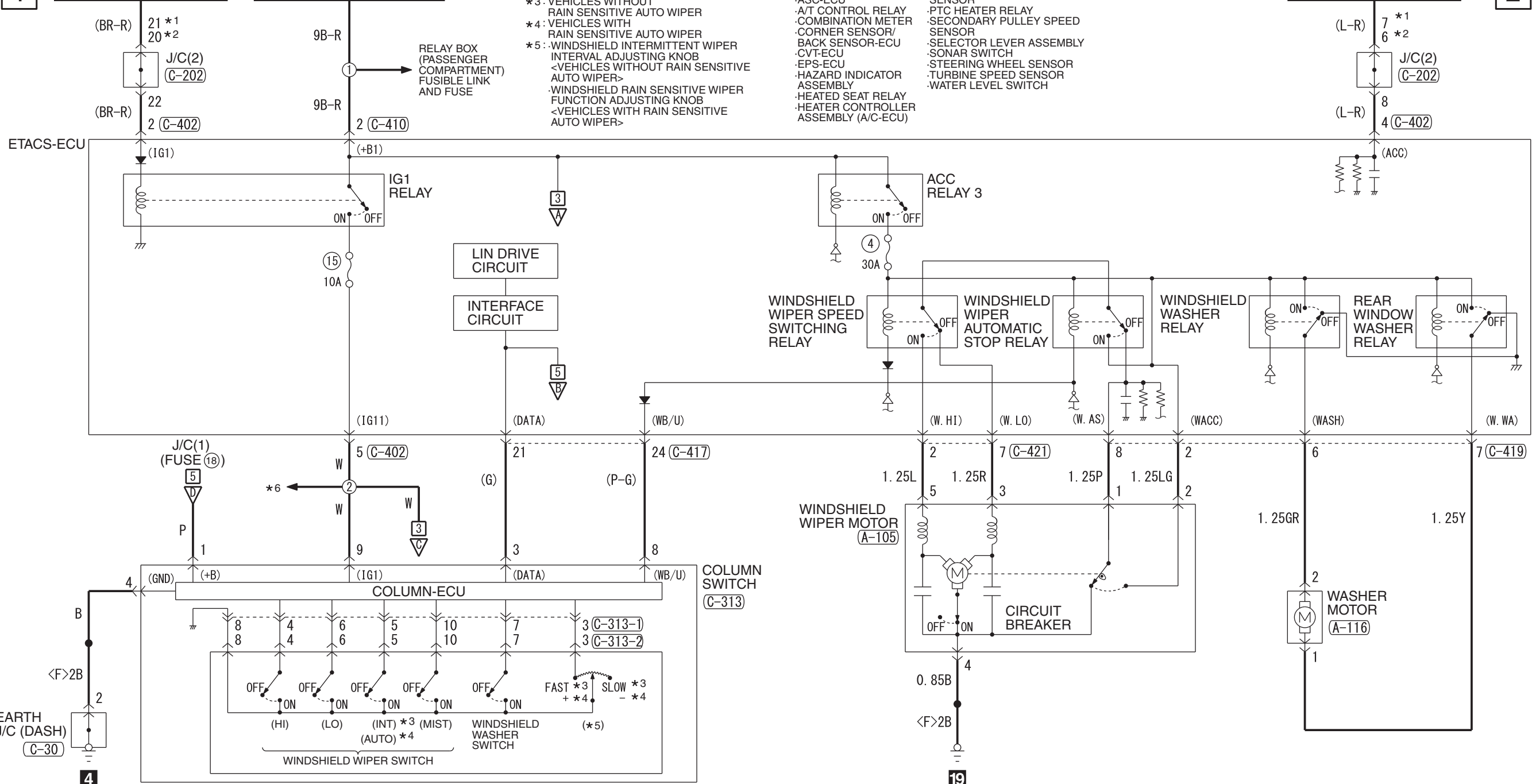
FUSIBLE LINK ② <4B1, 6B3> FUSIBLE LINK ⑫ <4N1>

IGNITION SWITCH (ACC) OR OSS-ECU (ACC)

- NOTE
- *1 : VEHICLES WITHOUT KOS
 - *2 : VEHICLES WITH KOS
 - *3 : VEHICLES WITHOUT RAIN SENSITIVE AUTO WIPER
 - *4 : VEHICLES WITH RAIN SENSITIVE AUTO WIPER
 - *5 : WINDSHIELD INTERMITTENT WIPER INTERVAL ADJUSTING KNOB <VEHICLES WITHOUT RAIN SENSITIVE AUTO WIPER>
 - *6 : WINDSHIELD INTERMITTENT WIPER FUNCTION ADJUSTING KNOB <VEHICLES WITH RAIN SENSITIVE AUTO WIPER>

- *6 : .ABS-ECU
- .ACC/FCM-ECU
- .ASC-ECU
- .A/T CONTROL RELAY
- .COMBINATION METER
- .CORNER SENSOR/BACK SENSOR-ECU
- .CVT-ECU
- .EPS-ECU
- .HAZARD INDICATOR ASSEMBLY
- .HEATED SEAT RELAY
- .HEATER CONTROLLER ASSEMBLY (A/C-ECU)

- .KOS-ECU
- .PRIMARY PULLEY SPEED SENSOR
- .PTC HEATER RELAY
- .SECONDARY PULLEY SPEED SENSOR
- .SELECTOR LEVER ASSEMBLY
- .SONAR SWITCH
- .STEERING WHEEL SENSOR
- .TURBINE SPEED SENSOR
- .WATER LEVEL SWITCH



Wire colour code
 B : Black LG : Light green G : Green L : Blue W : White Y : Yellow SB : Sky blue BR : Brown
 O : Orange GR : Grey R : Red P : Pink V : Violet PU : Purple SI : Silver BE : Beige