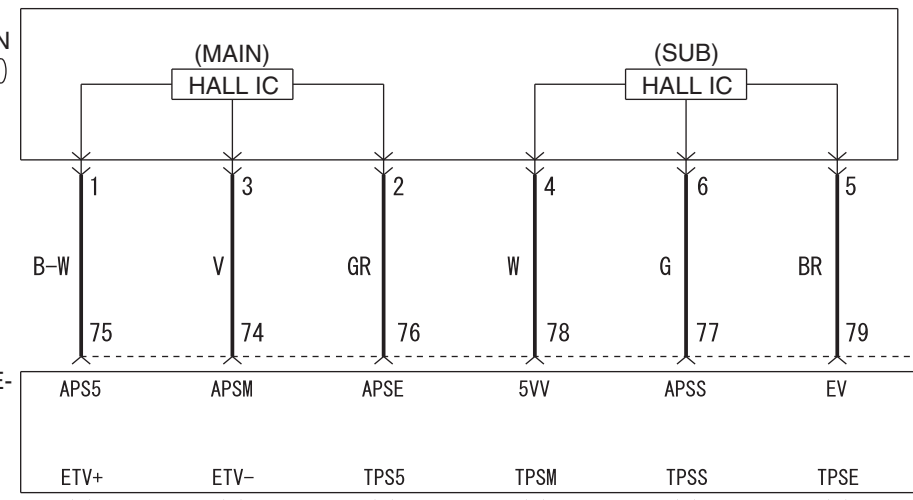


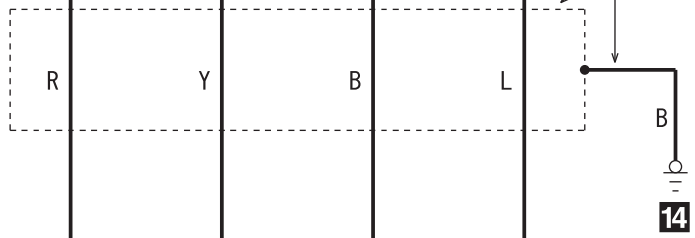
ACCELERATOR PEDAL POSITION SENSOR (C-21)



NOTE
*4: 4B1
*5: 6B3

W*4
<F>W*5

BR*4
<F>BR*5

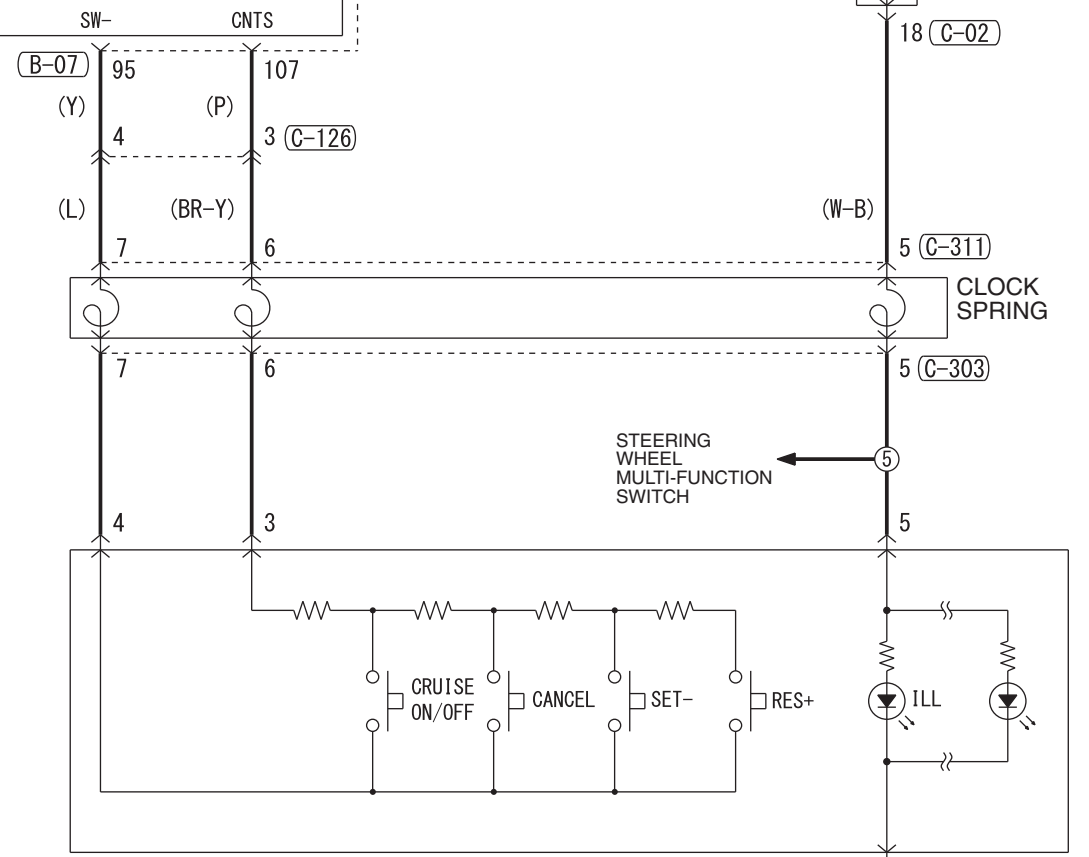


ELECTRONIC-CONTROLLED THROTTLE VALVE (B-08)

THROTTLE VALVE CONTROL SERVO

HALL IC (MAIN)
THROTTLE POSITION SENSOR

HALL IC (SUB)



COMBINATION METER (ILL+)

(W-B) 18 (C-03)

J/C(1) 18 (C-02)

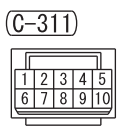
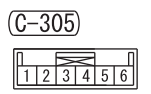

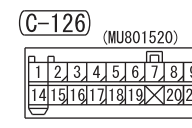
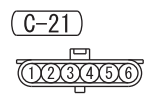
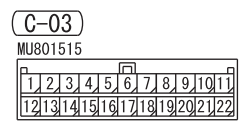
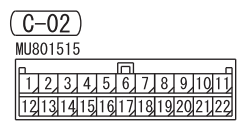

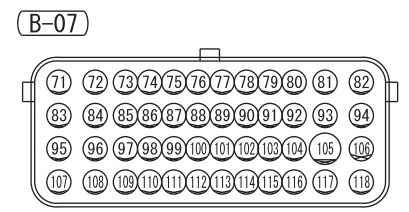
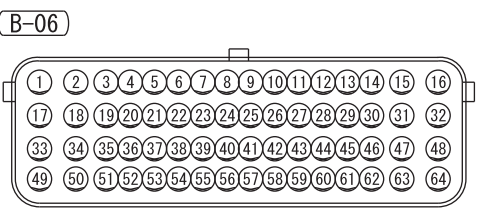
(W-B) 5 (C-311)

CLOCK SPRING

5 (C-303)

STEERING WHEEL MULTI-FUNCTION SWITCH

CRUISE CONTROL SWITCH (C-305)



Wire colour code
 B : Black LG : Light green G : Green L : Blue W : White Y : Yellow SB : Sky blue BR : Brown
 O : Orange GR : Grey R : Red P : Pink V : Violet PU : Purple SI : Silver BE : Beige