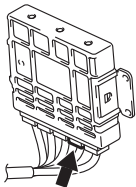
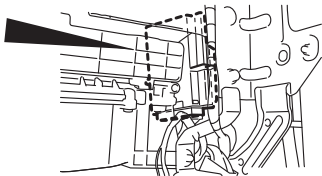


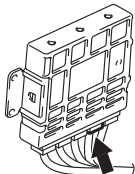
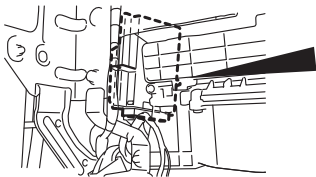
**Connector: D-246 <M/T> or D-217 <A/T>
<L.H. drive vehicles>**



**D-246 <M/T> or
D-217 <A/T> (GR)**



<R.H. drive vehicles>



**D-246 <M/T> or
D-217 <A/T> (GR)**