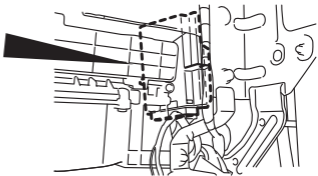
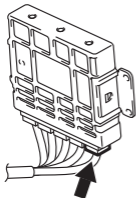
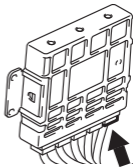
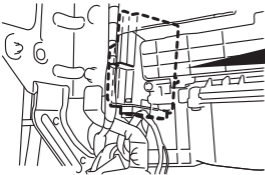


**Connector: D-247 <M/T> or D-218 <A/T>
<L.H. drive vehicles>**



**D-247 <M/T>
or D-218 <A/T> (GR)**

<R.H. drive vehicles>



**D-247 <M/T> or
D-218 <A/T> (GR)**