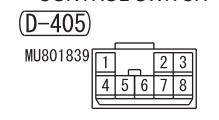
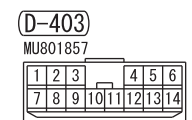
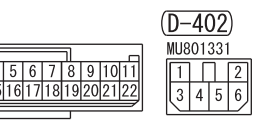
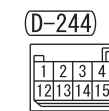
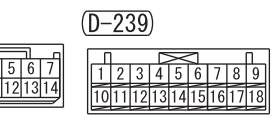
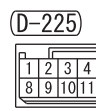
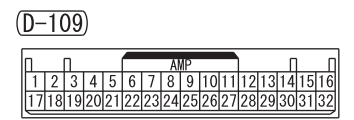
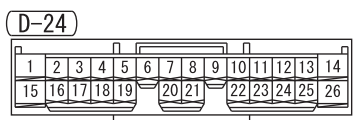
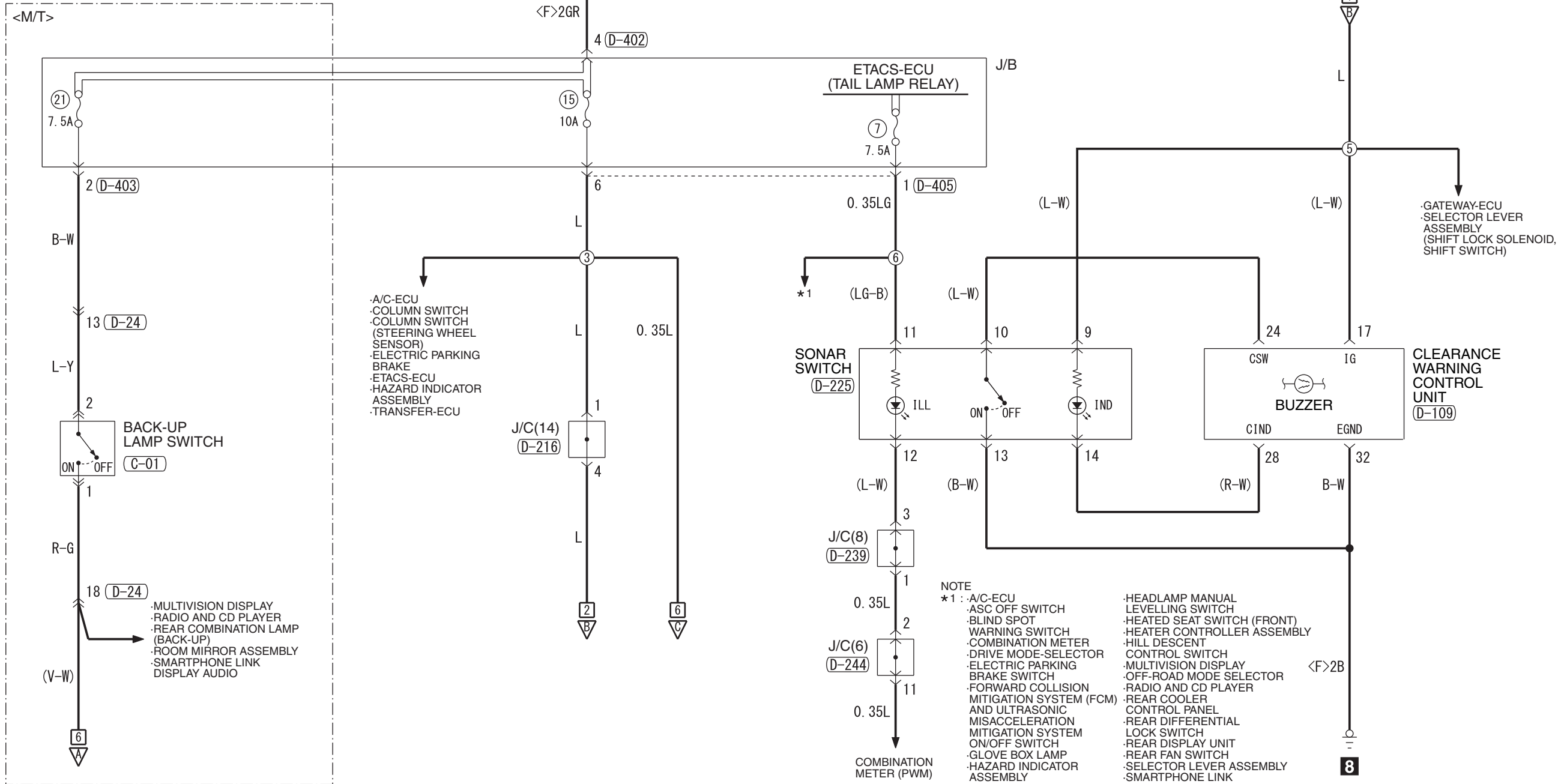


IGNITION SWITCH (IG1) OR IG1 RELAY



- NOTE
- *1 : .A/C-ECU
 - .ASC OFF SWITCH
 - .BLIND SPOT WARNING SWITCH
 - .COMBINATION METER
 - .DRIVE MODE-SELECTOR
 - .ELECTRIC PARKING BRAKE SWITCH
 - .FORWARD COLLISION MITIGATION SYSTEM (FCM) AND ULTRASONIC MISACCELERATION MITIGATION SYSTEM ON/OFF SWITCH
 - .GLOVE BOX LAMP ASSEMBLY
 - .HAZARD INDICATOR ASSEMBLY
 - .HAZARD WARNING LAMP SWITCH
 - .HEADLAMP MANUAL LEVELLING SWITCH
 - .BLIND SPOT WARNING SWITCH
 - .HEATER CONTROLLER ASSEMBLY
 - .HILL DESCENT CONTROL SWITCH
 - .MULTIVISION DISPLAY
 - .OFF-ROAD MODE SELECTOR
 - .RADIO AND CD PLAYER
 - .REAR COOLER CONTROL PANEL
 - .REAR DIFFERENTIAL LOCK SWITCH
 - .REAR DISPLAY UNIT
 - .REAR FAN SWITCH
 - .SELECTOR LEVER ASSEMBLY
 - .SMARTPHONE LINK DISPLAY AUDIO
 - .STEERING WHEEL REMOTE CONTROL SWITCH
 - .HEATED SEAT SWITCH (FRONT)
 - .REAR COOLER CONTROL PANEL
 - .REAR DISPLAY UNIT
 - .REAR FAN SWITCH
 - .SELECTOR LEVER ASSEMBLY
 - .SMARTPHONE LINK DISPLAY AUDIO
 - .STEERING WHEEL REMOTE CONTROL SWITCH

Wire colour code
 B : Black LG : Light green G : Green L : Blue W : White Y : Yellow SB : Sky blue BR : Brown
 O : Orange GR : Grey R : Red P : Pink V : Violet PU : Purple SI : Silver BE : Beige