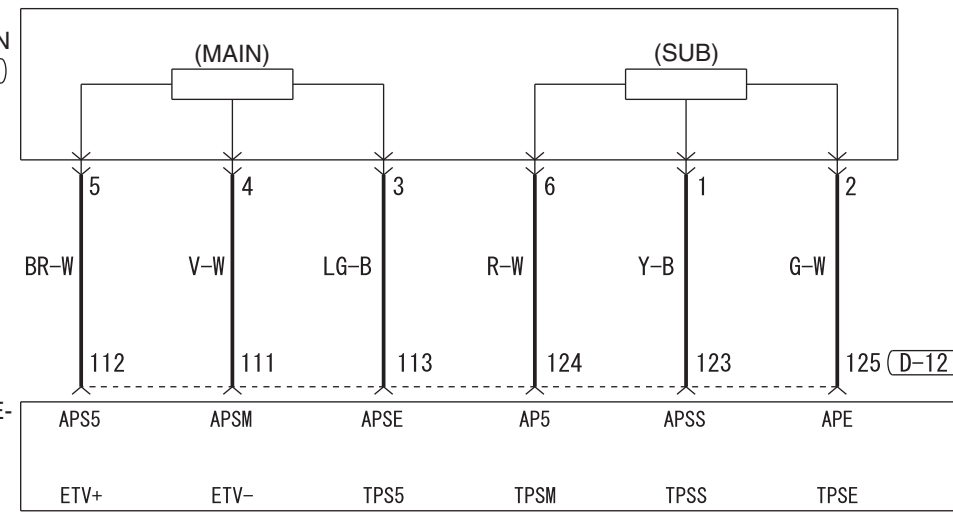


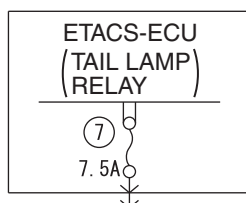
ACCELERATOR PEDAL POSITION SENSOR (D-16)



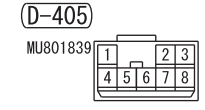
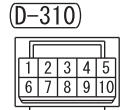
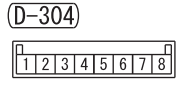
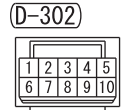
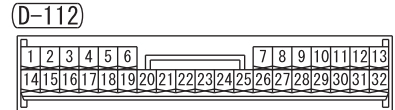

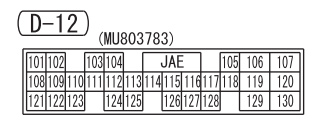
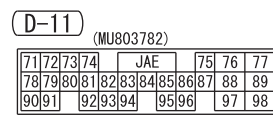
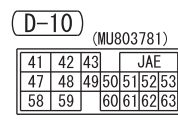
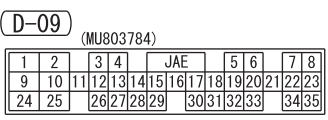


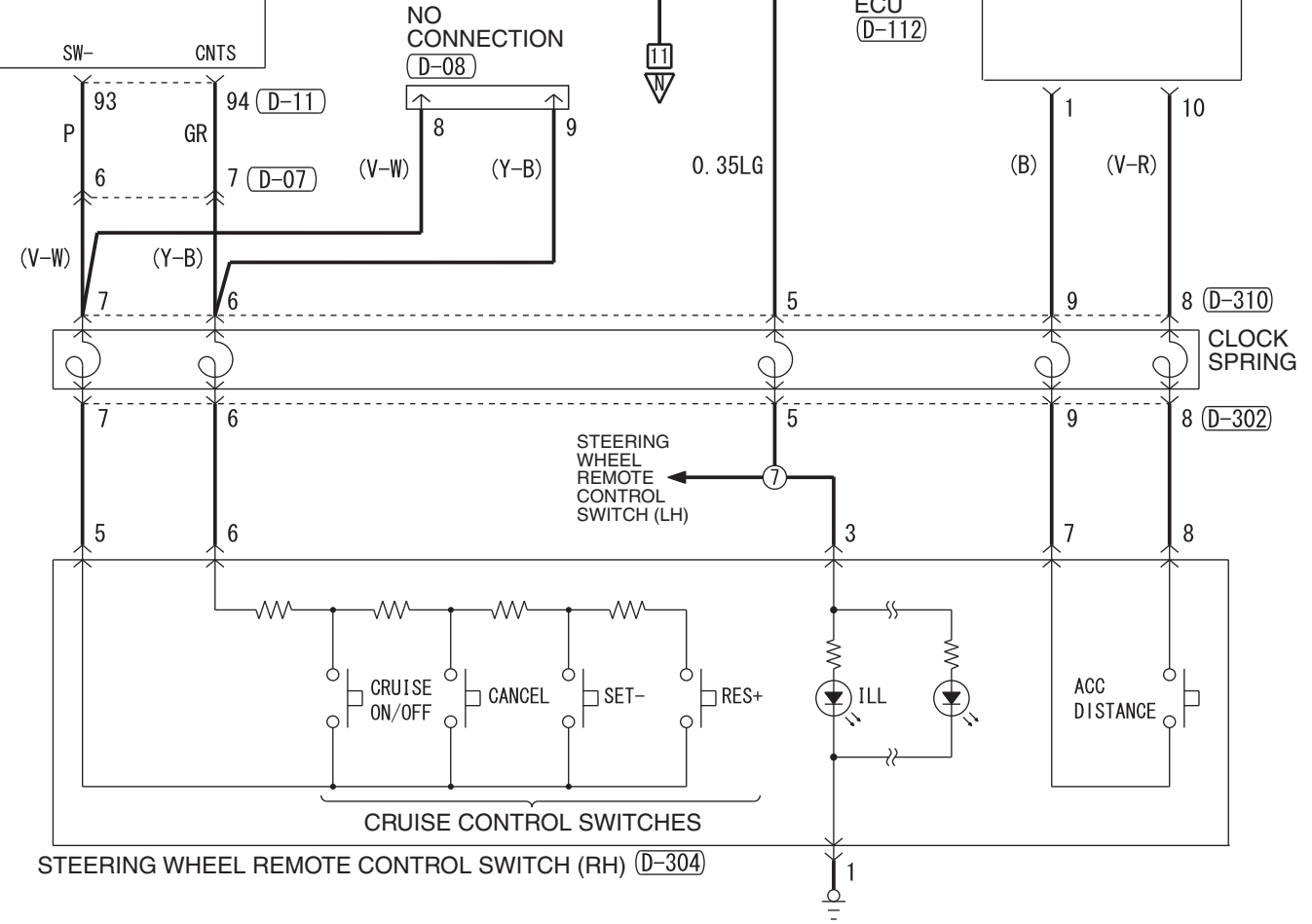
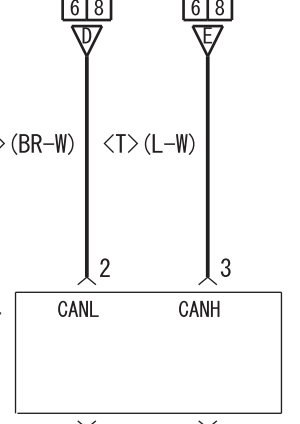
NOTE

- \*3 : -A/C-ECU
- ASC OFF SWITCH
- BLIND SPOT WARNING SWITCH
- COMBINATION METER
- DRIVE MODE-SELECTOR
- E-CALL SWITCH
- ELECTRIC PARKING BRAKE SWITCH
- GLOVE BOX LAMP
- HAZARD INDICATOR ASSEMBLY
- HAZARD WARNING LAMP SWITCH
- HEADLAMP MANUAL LEVELLING SWITCH
- HEATED SEAT SWITCH (FRONT, SECOND)
- HEATED STEERING WHEEL SWITCH
- HEATER CONTROLLER ASSEMBLY
- HILL DESCENT CONTROL SWITCH
- MULTIVISION DISPLAY
- OFF-ROAD MODE SELECTOR
- RADIO AND CD PLAYER
- REAR COOLER CONTROL PANEL
- REAR DIFFERENTIAL LOCK SWITCH
- REAR DISPLAY UNIT
- REAR FAN SWITCH
- SELECTOR LEVER ASSEMBLY
- SMARTPHONE LINK DISPLAY AUDIO
- SONAR SWITCH

J/B (D-405)



J/C (CAN1)



Wire colour code  
 B : Black LG : Light green G : Green L : Blue W : White Y : Yellow SB : Sky blue BR : Brown  
 O : Orange GR : Grey R : Red P : Pink V : Violet PU : Purple SI : Silver BE : Beige