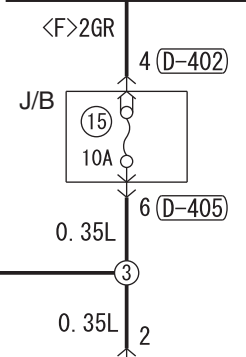


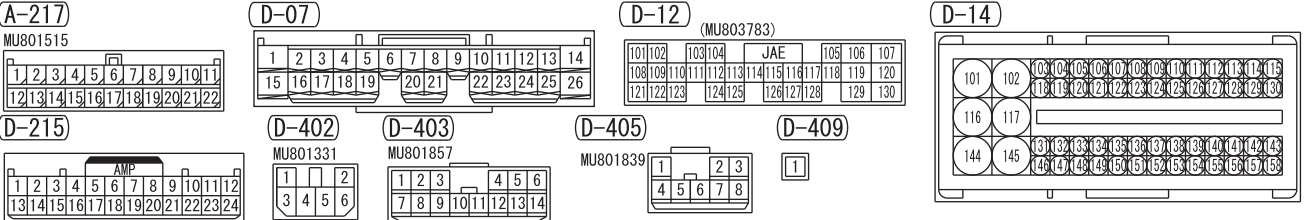
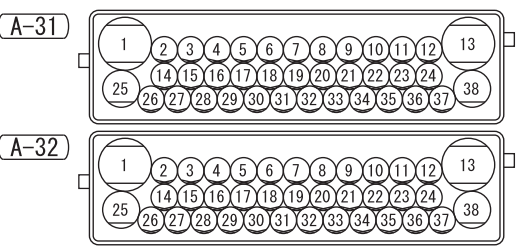
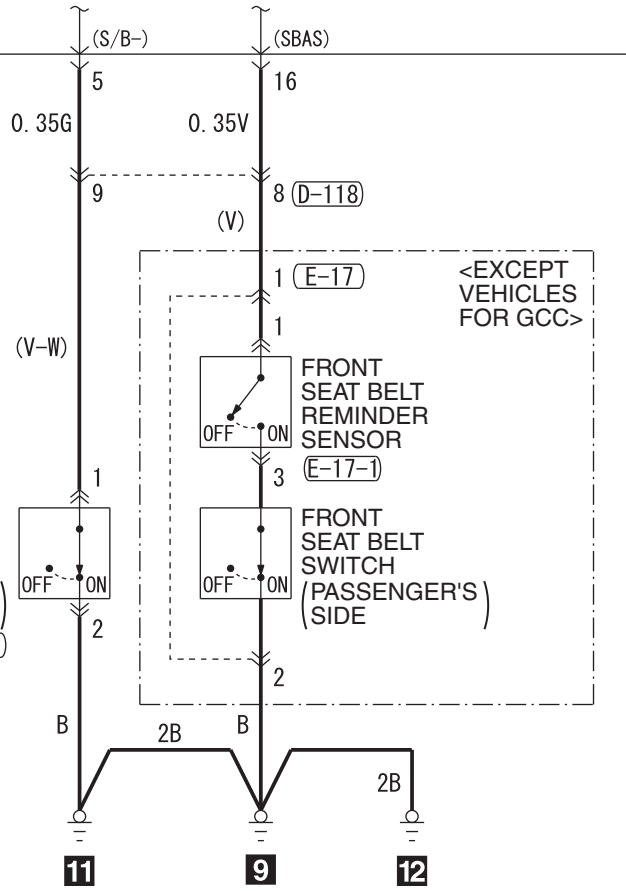
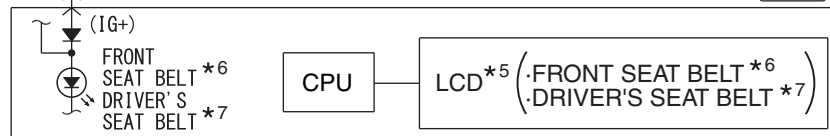
IGNITION SWITCH (IG1) OR IG1 RELAY

- .4WD INDICATOR-ECU
- .A/C-ECU
- .BLIND SPOT WARNING SWITCH
- .CLEARANCE WARNING CONTROL UNIT
- .COLUMN SWITCH
- .COLUMN SWITCH (STEERING WHEEL SENSOR)
- .ELECTRIC PARKING BRAKE
- .ETACS-ECU
- .GATEWAY-ECU
- .HAZARD INDICATOR ASSEMBLY
- .SELECTOR LEVER ASSEMBLY (SHIFT LOCK SOLENOID, SHIFT SWITCH)
- .SONAR SWITCH
- .TRANSFER-ECU



NOTE
 *1: VEHICLES WITHOUT ASTC
 *2: VEHICLES WITH ASTC
 *3: 6B3
 *4: 4D5, 4N1
 *5: COLOUR LIQUID CRYSTAL DISPLAY TYPE
 *6: EXCEPT VEHICLES FOR GCC
 *7: VEHICLES FOR GCC

COMBINATION METER (D-215)



INPUT SIGNAL

- .FRONT WHEEL SPEED SENSOR
- .REAR WHEEL SPEED SENSOR

ABS-ECU (A-31)*1 ASTC-ECU (A-32)*2

ENGINE-ECU (D-12)*3 (D-14)*4

FUSIBLE LINK ②

