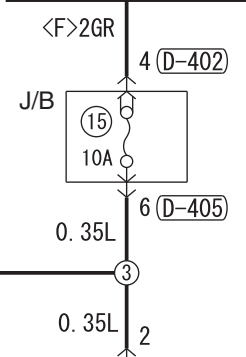
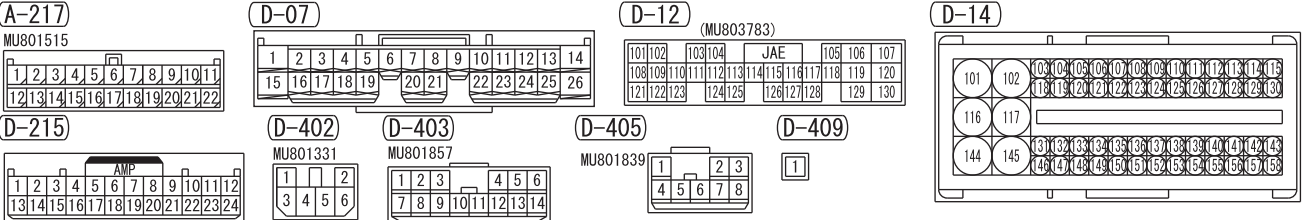
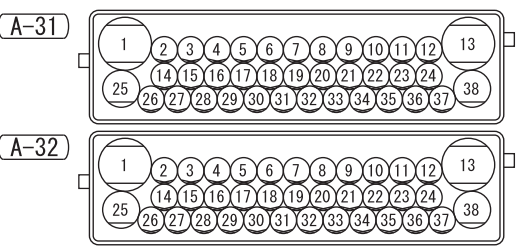
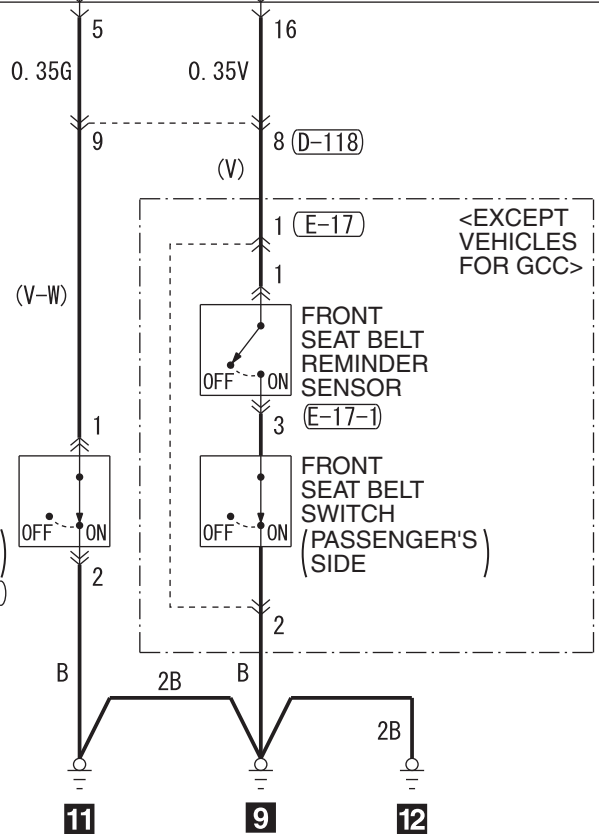
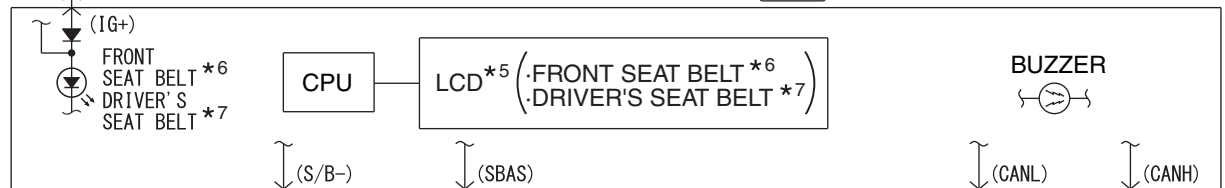


### IGNITION SWITCH (IG1) OR IG1 RELAY

- .4WD INDICATOR-ECU
- .A/C-ECU
- .BLIND SPOT WARNING SWITCH
- .CLEARANCE WARNING CONTROL UNIT
- .COLUMN SWITCH
- .COLUMN SWITCH (STEERING WHEEL SENSOR)
- .ELECTRIC PARKING BRAKE
- .ETACS-ECU
- .GATEWAY-ECU
- .SELECTOR LEVER ASSEMBLY (SHIFT LOCK SOLENOID, SHIFT SWITCH)
- .SONAR SWITCH
- .TRANSFER-ECU



NOTE  
 \*1: VEHICLES WITHOUT ASTC  
 \*2: VEHICLES WITH ASTC  
 \*3: 6B3  
 \*4: 4D5, 4N1  
 \*5: COLOUR LIQUID CRYSTAL DISPLAY TYPE  
 \*6: EXCEPT VEHICLES FOR GCC  
 \*7: VEHICLES FOR GCC



### INPUT SIGNAL

- .FRONT WHEEL SPEED SENSOR
- .REAR WHEEL SPEED SENSOR

### ABS-ECU (A-31) \*1 ASTC-ECU (A-32) \*2

### ENGINE-ECU (D-12) \*3 (D-14) \*4

### FUSIBLE LINK ②

