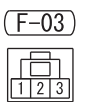
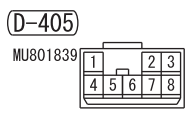
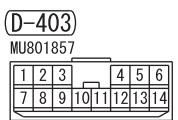
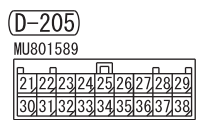
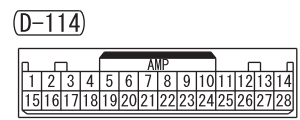
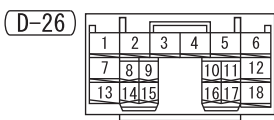
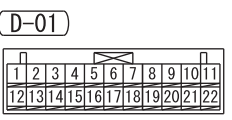
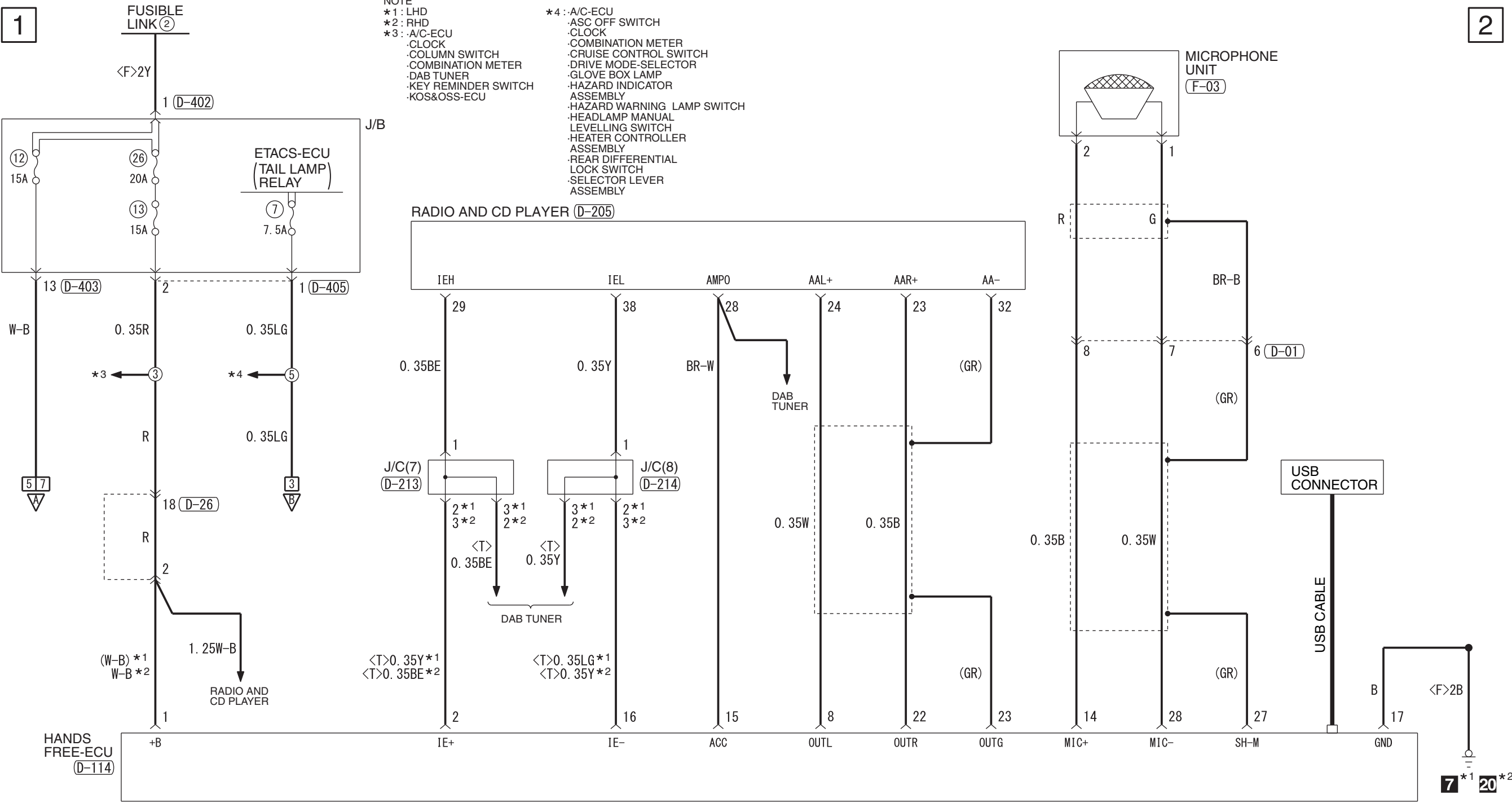


- NOTE
- \*1 : LHD
  - \*2 : RHD
  - \*3 : A/C-ECU
  - .CLOCK
  - .COLUMN SWITCH
  - .COMBINATION METER
  - .DAB TUNER
  - .KEY REMINDER SWITCH
  - .KOS&OSS-ECU
  - \*4 : A/C-ECU
  - .ASC OFF SWITCH
  - .CLOCK
  - .COMBINATION METER
  - .CRUISE CONTROL SWITCH
  - .DRIVE MODE-SELECTOR
  - .GLOVE BOX LAMP
  - .HAZARD INDICATOR
  - ASSEMBLY
  - .HAZARD WARNING LAMP SWITCH
  - .HEADLAMP MANUAL
  - LEVELLING SWITCH
  - .HEATER CONTROLLER
  - ASSEMBLY
  - .REAR DIFFERENTIAL
  - LOCK SWITCH
  - .SELECTOR LEVER
  - ASSEMBLY



Wire colour code  
 B : Black LG : Light green G : Green L : Blue W : White Y : Yellow SB : Sky blue BR : Brown  
 O : Orange GR : Grey R : Red P : Pink V : Violet PU : Purple SI : Silver BE : Beige