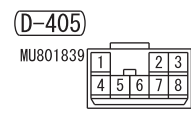
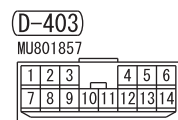
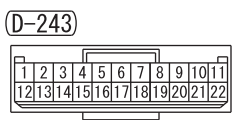
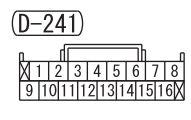
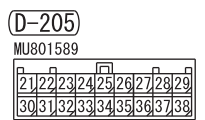
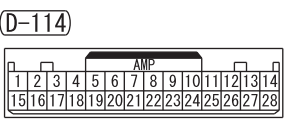
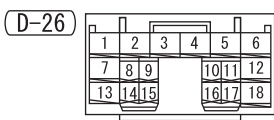
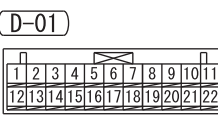
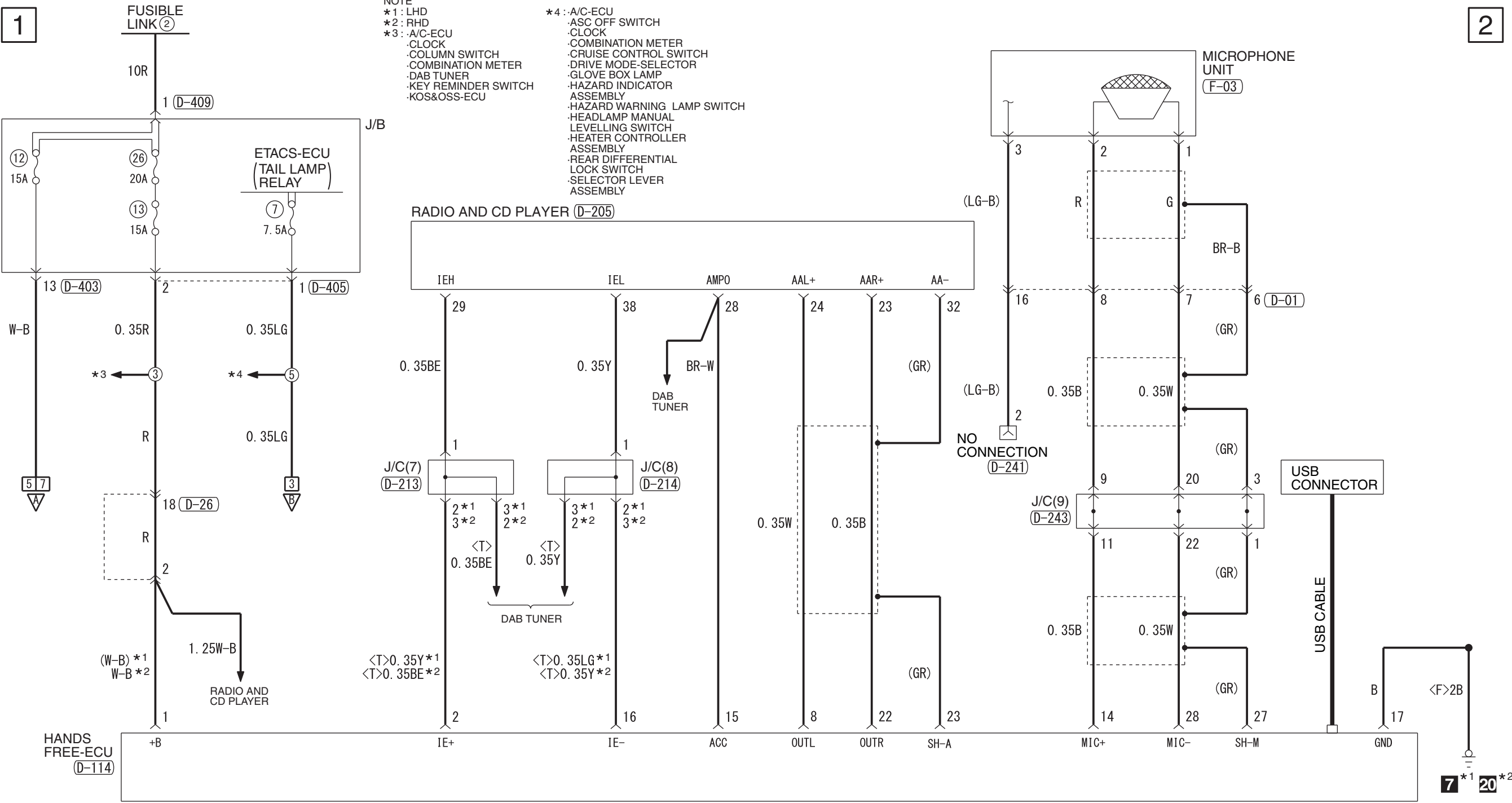


- NOTE
- *1 : LHD
 - *2 : RHD
 - *3 : A/C-ECU
 - .CLOCK
 - .COLUMN SWITCH
 - .COMBINATION METER
 - .DAB TUNER
 - .KEY REMINDER SWITCH
 - .KOS&OSS-ECU
 - *4 : A/C-ECU
 - .ASC OFF SWITCH
 - .CLOCK
 - .COMBINATION METER
 - .CRUISE CONTROL SWITCH
 - .DRIVE MODE-SELECTOR
 - .GLOVE BOX LAMP
 - .HAZARD INDICATOR
 - ASSEMBLY
 - .HAZARD WARNING LAMP SWITCH
 - .HEADLAMP MANUAL
 - LEVELLING SWITCH
 - .HEATER CONTROLLER
 - ASSEMBLY
 - .REAR DIFFERENTIAL
 - LOCK SWITCH
 - .SELECTOR LEVER
 - ASSEMBLY



Wire colour code
 B : Black LG : Light green G : Green L : Blue W : White Y : Yellow SB : Sky blue BR : Brown
 O : Orange GR : Grey R : Red P : Pink V : Violet PU : Purple SI : Silver BE : Beige